




# THE SCENIC

*charm of evenings*





THE LAKESIDE  
*views offering serenity*





THE GAZE  
*of alluring days*





# THE RETREAT

*for endless leisure*



GARDEN



VASTU COMPLIANT DESIGN



MULTIPURPOSE UTILITY AREA



CHILDREN PLAY AREA



SENIOR CITIZEN SITOUT



SOLAR SYSTEM



24X7 SECURITY



POWER BACKUP



DTH CONNECTION



24 HRS WATER



CCTV SURVEILLANCE



FIRE SAFETY

30.00 MT. WIDE ROAD

18.00 MT. WIDE ROAD

ENTRY / EXIT

SEC.

CLUB HOUSE  
11'9" X 26'0"

COMMON PLOT

6.00M WIDE RAMP  
GROUND FLOOR TO BASEMENT -1

6.00 MTS WIDE DRIVEWAY

SUB-STATION

6.00 MTS WIDE DRIVEWAY

GROUND FLOOR



30.00 MT. WIDE ROAD

18.00 MT. WIDE ROAD

30.00 MT. WIDE ROAD

18.00 MT. WIDE ROAD


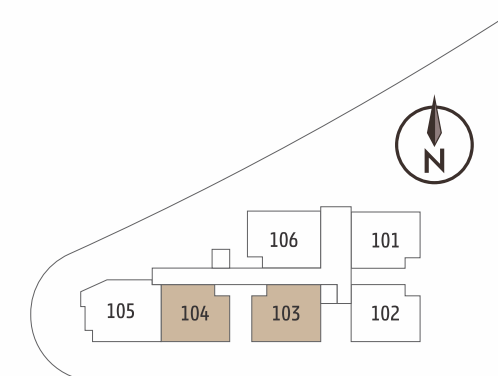
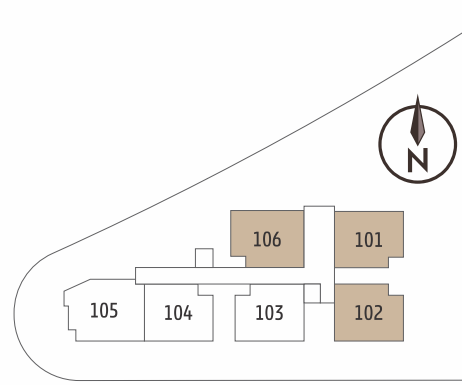


### TYPICAL FLOOR



\*THE TERRACE MENTIONED IN THE PLAN IS ONLY FOR THE FIRST FLOOR.

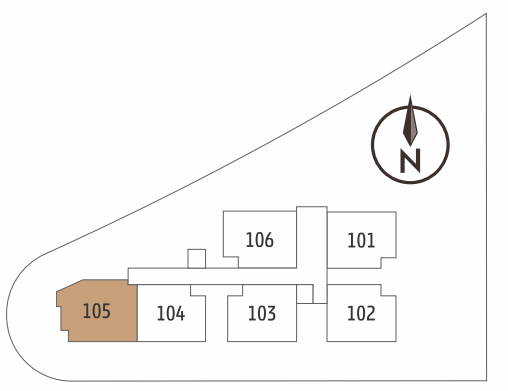
TYPE  
01



TYPE  
02



TYPE  
03





# specification

## WALL FINISH

Internal : Smooth finish mala plaster with putty  
External : Double coat sand faced plaster texture finish.

## FLOORING

Vitrified tiles flooring in all room.

## KITCHEN

Standing polished natural granite kitchen platform with sink & Glazed tiles dado above the platform up to lintel

## DOORS

Decorative main door having lock of reputed company.  
Internal doors of flush doors.

## WINDOWS

Aluminium anodized section sliding windows with glass & stone jambs.

## TOILET

Ceramic tiles flooring in all toilets, glazed tiles dado up to lintel level.

## PLUMBING

Concealed plumbing of good quality UPVC & CPVC PIPES, C.P. Fittings & Sanitary Ware of reputed brands.

## ELECTRIFICATION

Signal phase meter + MCB & ELCB tripper with concealed wiring with adequate points with quality fittings.

## PAINT

Exterior painting of acrylic paint. Internal walls double coat putty finish.

## LIFTS

Fine quality fully automatic lifts.



9227 00 8484